SENNHEISER

TeamConnect Wireless



User Guide | Bedienungsanleitung | Notice d'emploi
Instrucciones de uso | Manual de instruções |
Istruzioni per l'uso | Gebruiksaanwijzing |
Οδηγίες λειτουργίας | 取扱説明書

1 Scope of delivery

Lieferumfang | **Contenu** | Volumen de suministro | **Material fornecido** | Συσκευασία παράδοσης | **Dotazione** | Omvang levering | 同梱されているもの

2 Preparing for use

Verwendung vorbereiten | **Préparer l'utilisation** | Preparación para el uso | **Preparar utilização** | Προετοιμασία χρήσης | **Preparazione all'utilizzo** | Het gebruik voorbereiden | 使用準備

3 Setting up

System einrichten | **Configurer le système** | Configurar el sistema | **Configurar o sistema** | Προετοιμασία συστήματος | **Configurazione del sistema** | Het systeem instellen
システムセットアップ

4 Connecting devices

Geräte verbinden | **Raccorder les appareils** | Conectar dispositivos | **Ligar o aparelho** | Σύνδεση συσκευών | **Collegamento dei dispositivi** | De apparaten met elkaar verbinden |
装置を接続する

5 Using the product

Produkt verwenden | **Utiliser le produit** | Utilizar el producto | **Utilizar o produto** | Χρησιμοποίηση προϊόντος | **Utilizzo del prodotto** | Het product gebruiken | 製品を使用する

6 Charging

Akkus laden | **Charger les batteries** | Cargar las pilas recargables | **Carregar as pilhas recarregáveis** | Φόρτιση μπαταριών | **Caricamento delle batterie** | Accu's opladen | バッテリーを充電する

7 Cleaning and maintenance

Produkt reinigen und pflegen | **Nettoyer et entretenir le produit** | Limpieza y cuidado del producto | **Limpar e conservar o produto** | Καθαρισμός και φροντίδα προϊόντος | **Pulizia e manutenzione del prodotto** | Het product schoonmaken en onderhouden |
製品を清掃する/手入れする

1 Scope of delivery

Scope of delivery | Lieferumfang | **Contenu** | Volumen de suministro | **Material fornecido** | Συσκευασία παράδοσης | **Dotazione** | Omvang levering | 同梱されているもの









2 Preparing for use

Removing protective covers | Schutzfolien entfernen | **Enlever les feuilles de protection** | Retirar las láminas protectoras | **Retirar a película de proteção** | Αφαίρεση προστατευτικών μεμβρανών | **Rimozione della pellicola protettiva** | De beschermingsfolie verwijderen | 保護フォイルを取り除く

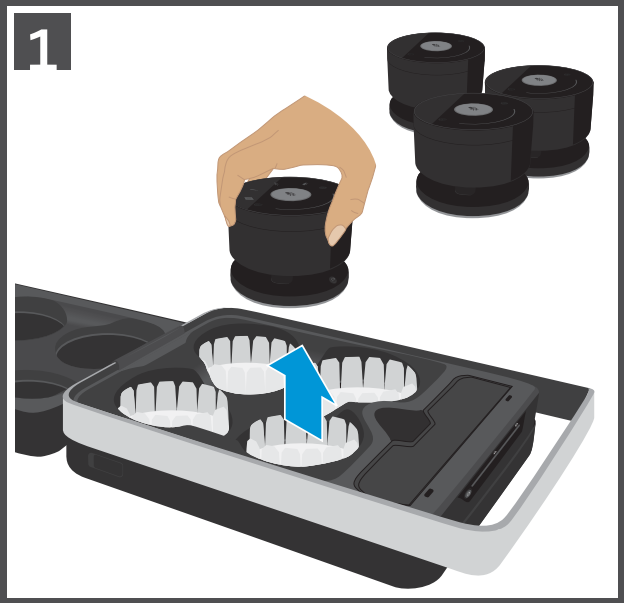

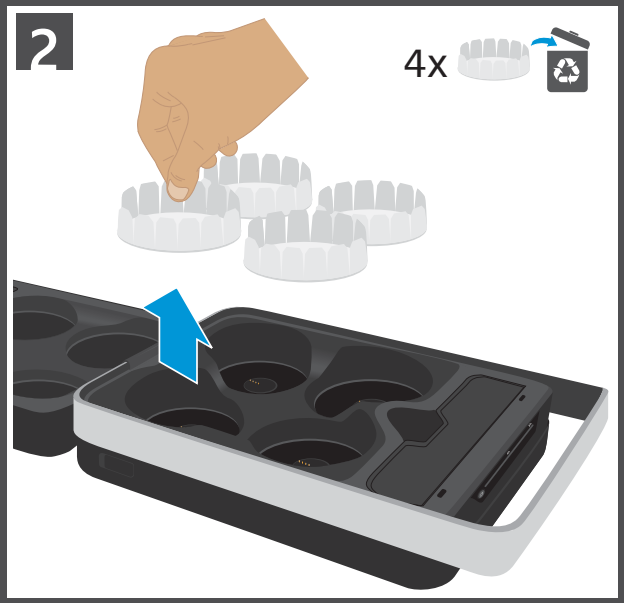

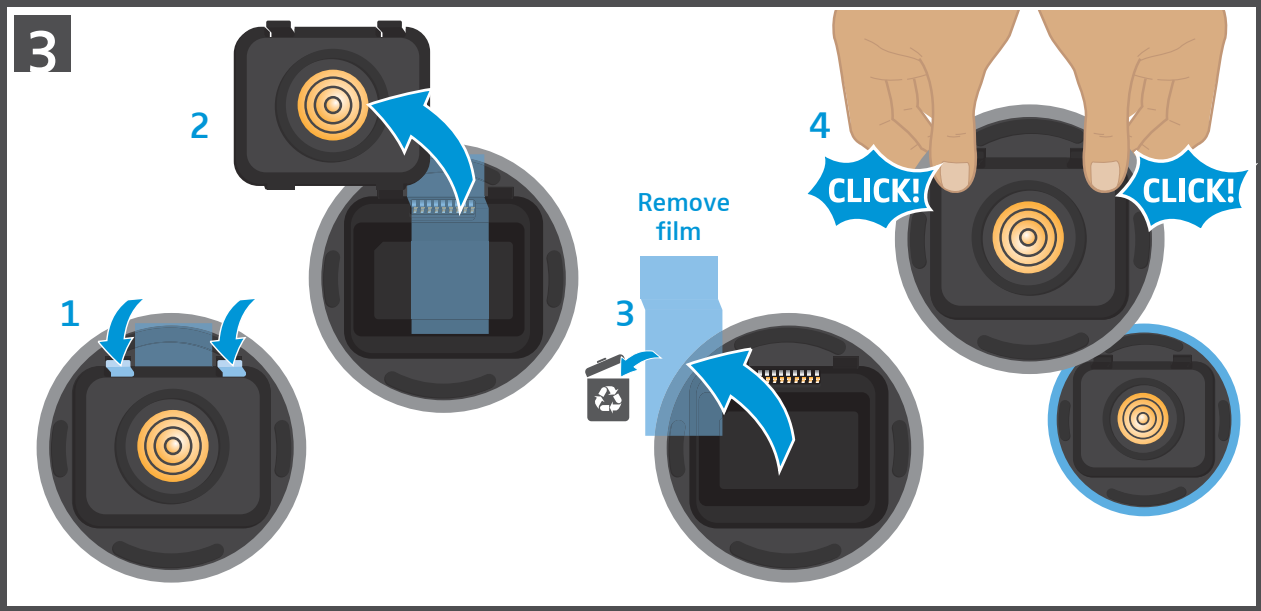

2 Preparing for use

Initial charging | Erstes Mal laden | **Charger les satellites pour la première fois** | Cargar por primera vez | **Realizar o primeiro carregamento** | Φόρτιση πρώτη φορά | **Primo caricamento** | De eerste keer opladen | 初回充電

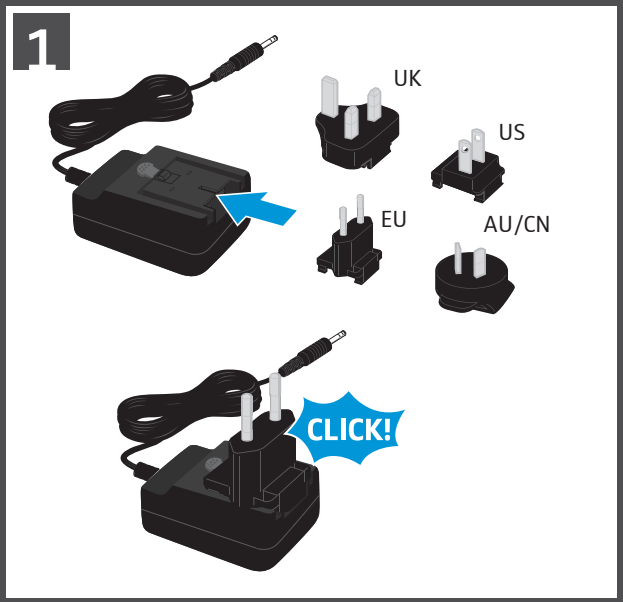

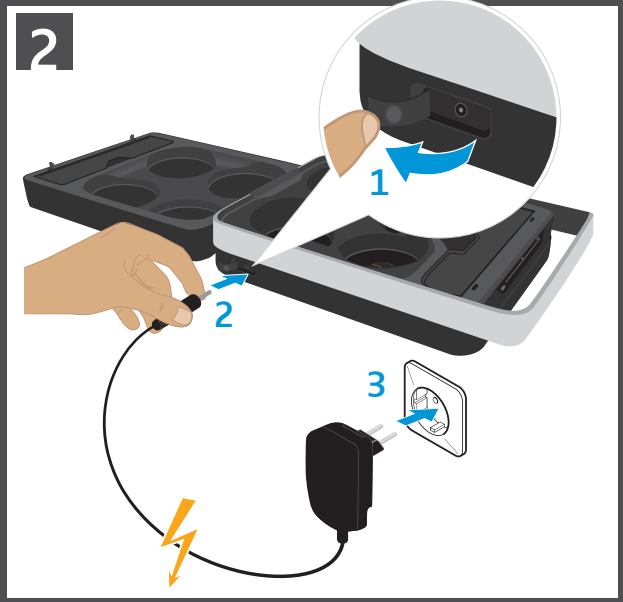

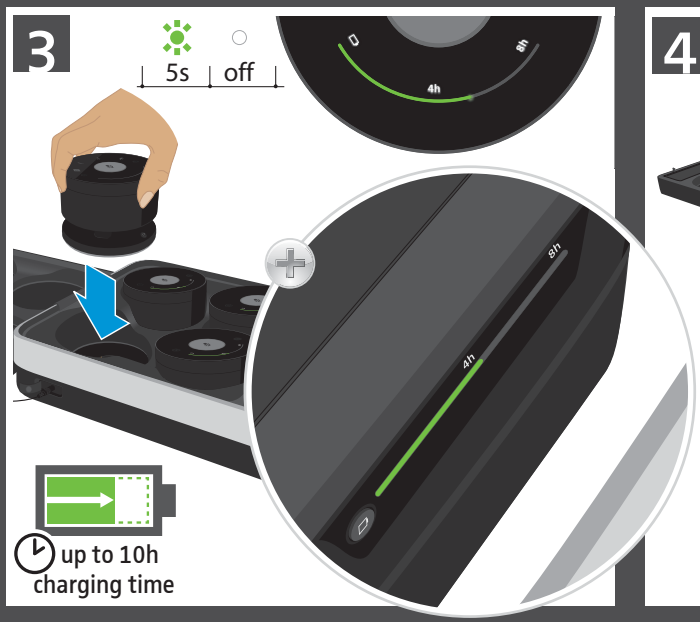

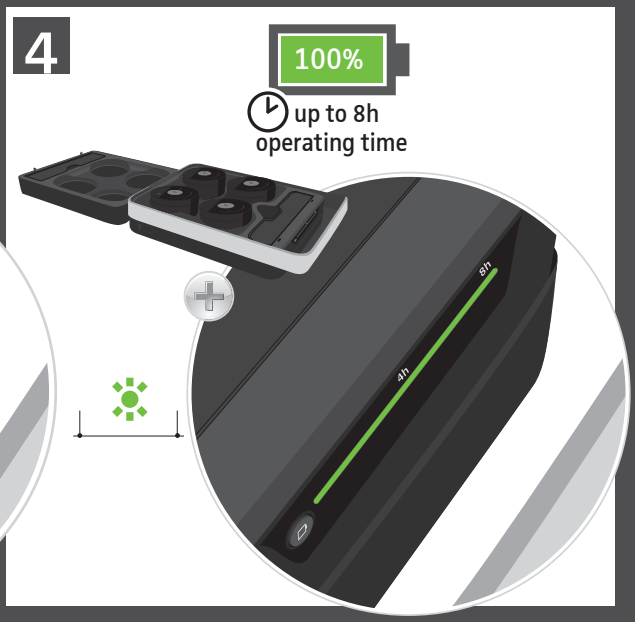

3 Setting up

Positioning the satellites | Satelliten positionieren | **Positionner les satellites** | Posicionar satélites | **Posicionar os satélites** | Ρύθμιση θέσης δορυφόρων | **Posizionamento satellite** | De satellieten positioneren | サテライト装置を位置決めする

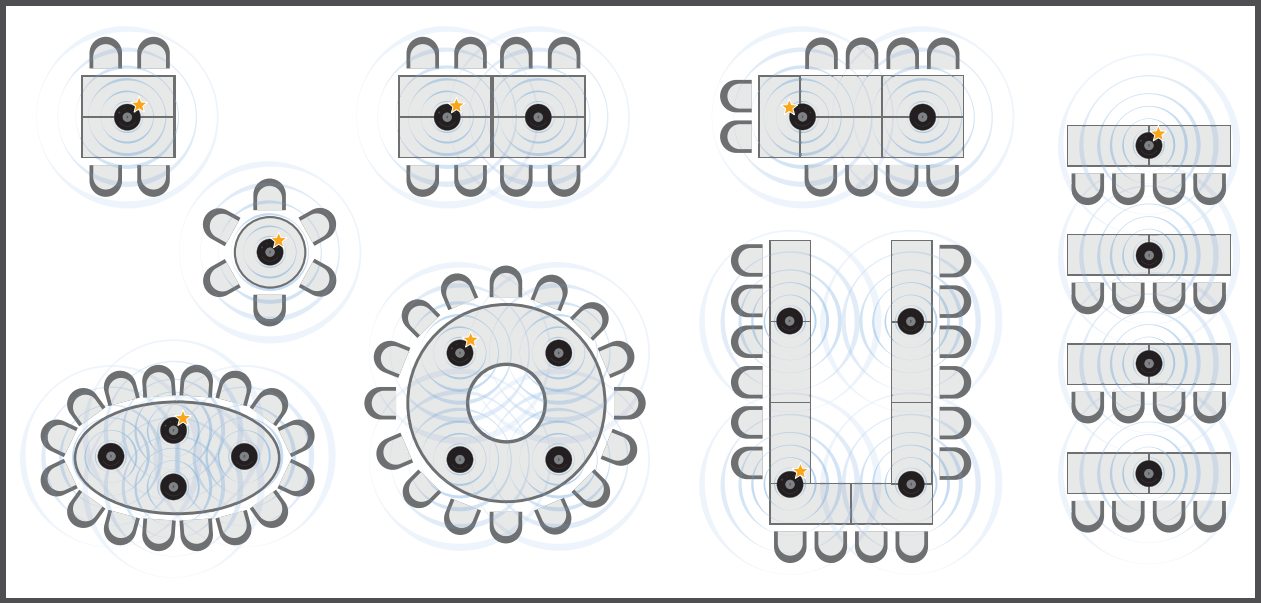



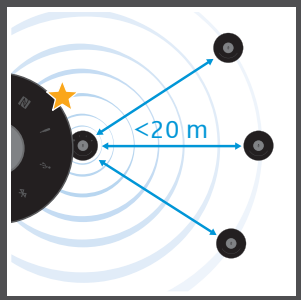

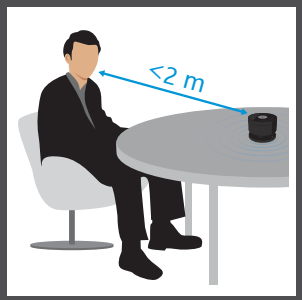

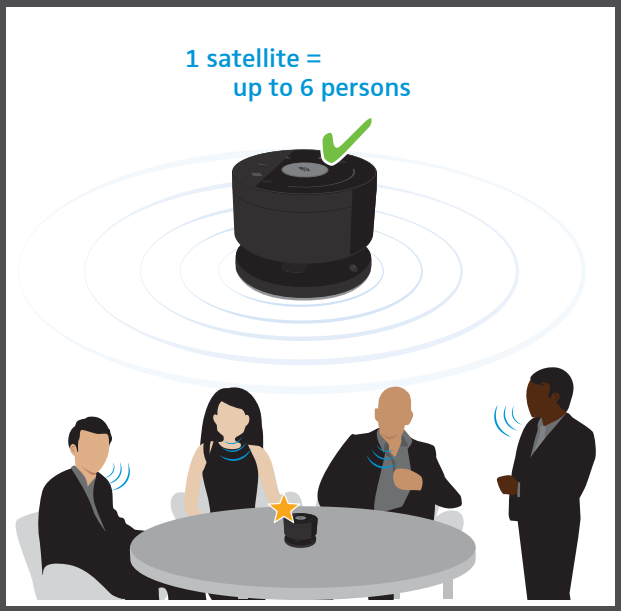

3 Setting up

Activating the satellites | Satelliten aktivieren | **Activer les satellites** | Activar satélites | **Ativar os satélites** | Ενεργοποίηση δορυφόρων | **Attivazione satellite** | De satellieten activeren | サテライト装置を有効にする

1

2

Booting up
+ Searching for the Master ★

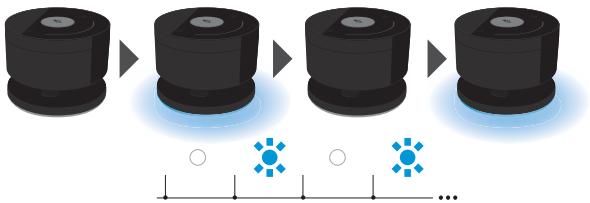

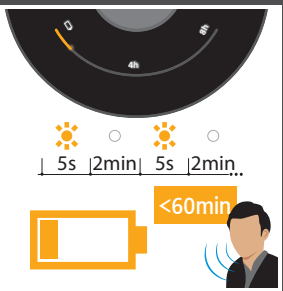

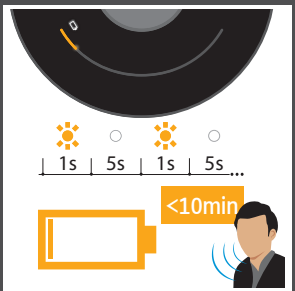

3

4 Connecting devices

Connections overview | Übersicht der Anschlüsse | **Vue d'ensemble des connexions** | Vista general de las conexiones | **Vista geral das ligações** | Επισκόπηση των συνδέσεων | **Panoramica dei collegamenti** | Overzicht van de aansluitingen | 接続ポートの概要

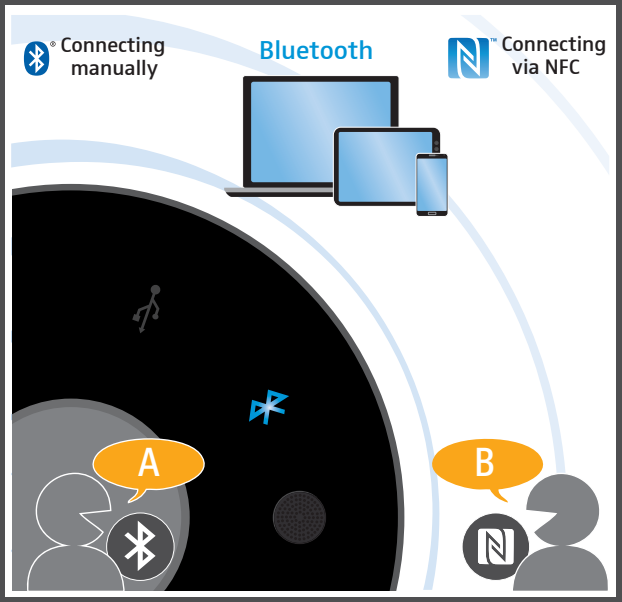

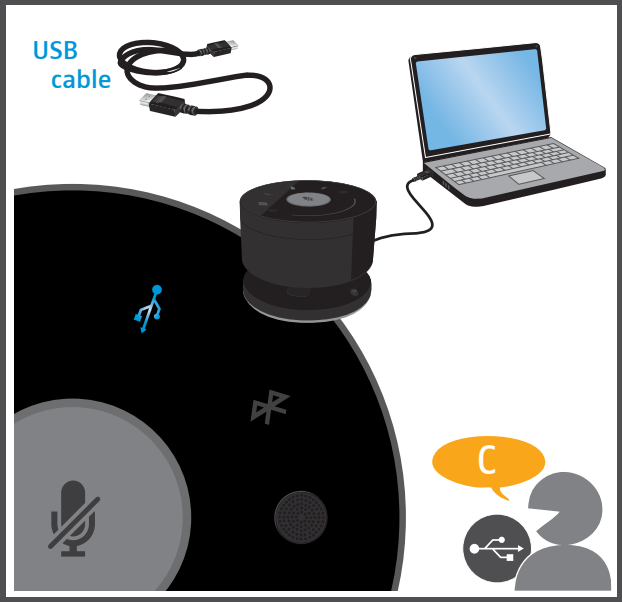

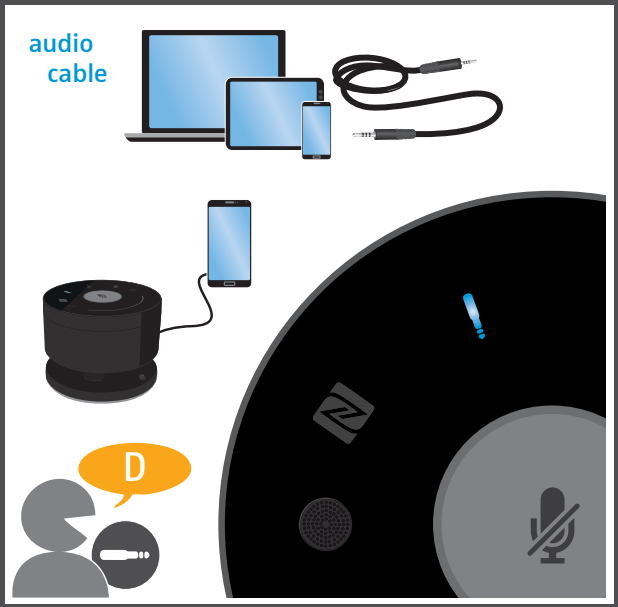

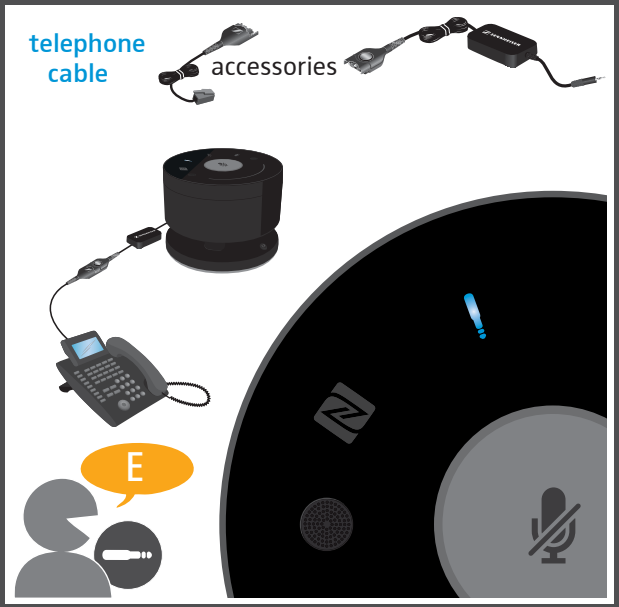

4 Connecting devices

Connecting via Bluetooth | Bluetooth-Verbindung herstellen | **Établir la connexion Bluetooth** | Establecer conexión Bluetooth | **Estabelecer a ligação Bluetooth** | Δημιουργία σύνδεσης Bluetooth **Creazione connessione bluetooth** | De Bluetooth-verbinding tot stand brengen | **Bluetooth**接続を確立する

1 Activate Bluetooth on your device

2 Activate Bluetooth & pairing mode

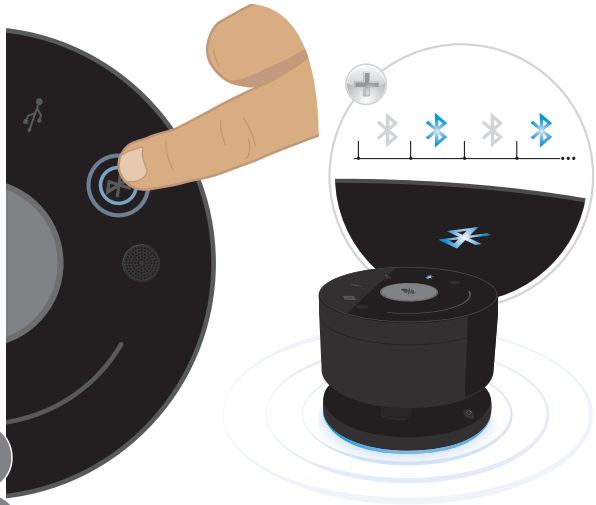

3 Pairing: Search Bluetooth devices and select "TC-W xxxxxxx"



4

4 Connecting devices

Connecting Bluetooth via NFC | Bluetooth via NFC verbinden | **Connecter Bluetooth via NFC** | Conectar Bluetooth vía NFC | **Ligar Bluetooth via NFC** | Σύνδεση Bluetooth μέσω NFC | **Connessione bluetooth tramite NFC** | Bluetooth via NFC verbinden | **Bluetooth**を**NFC** 機能を使用してペアリング

1 Activate Bluetooth & NFC (Near field communication) on your device

2 Hold close to activate Master's ★ Bluetooth function

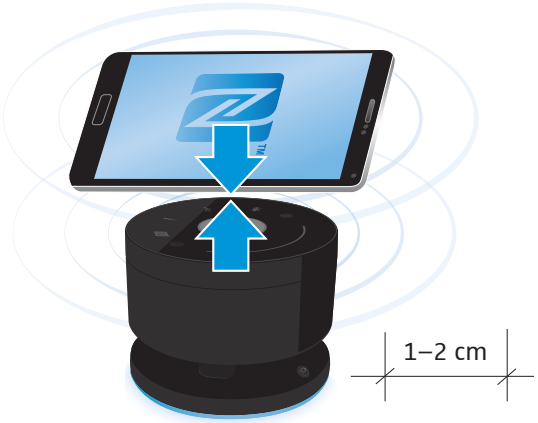

3 In pairing mode

4

4 Connecting devices

Connecting via USB cable | USB-Kabel anschließen | **Connecter le cable USB** | Conectar el cable USB | **Ligar o cabo USB** | Σύνδεση καλωδίου USB | **Collegamento del cavo USB** | DE USB-kabel aansluiten | **USB**ケーブルを接続する

1 Connect the USB cable

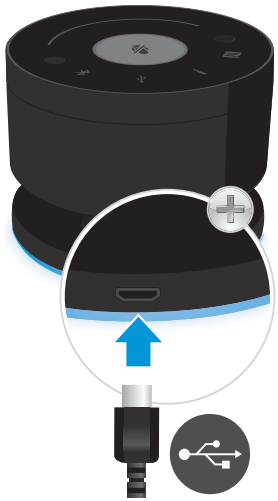

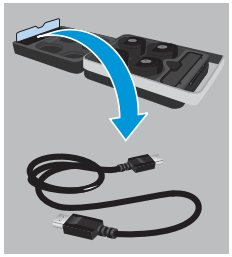

2

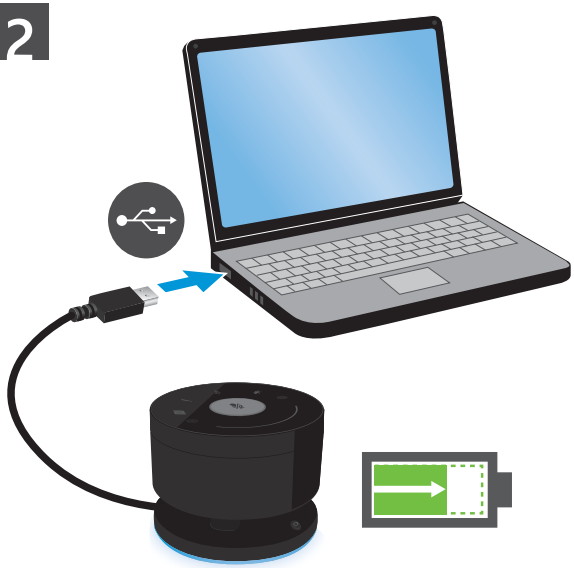

3

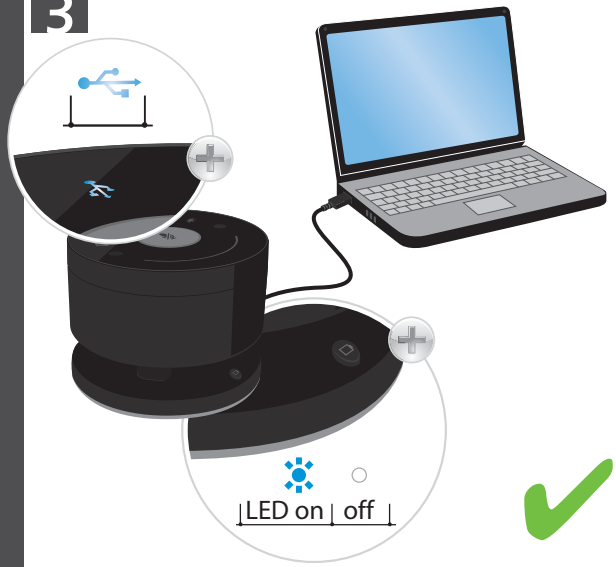

4

1st use:
New audio device will be installed

4 Connecting devices

Connecting via audio cable | Audiokabel anschließen | **Connecter le cable audio** | Conectar el cable de audio | **Ligar o cabo áudio** | Σύνδεση καλωδίου ήχου | **Collegamento del cavo audio** | De audiokabel aansluiten | オーディオケーブルを接続する

1 Connect the audio cable

2

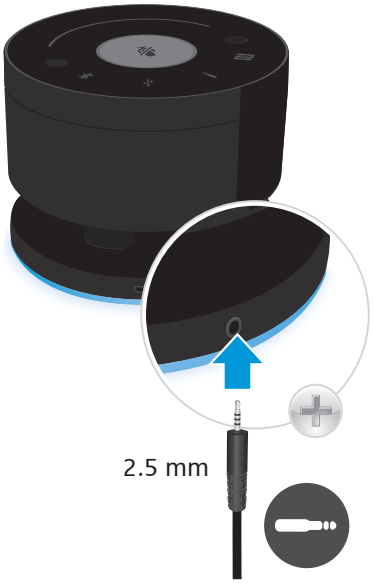

3

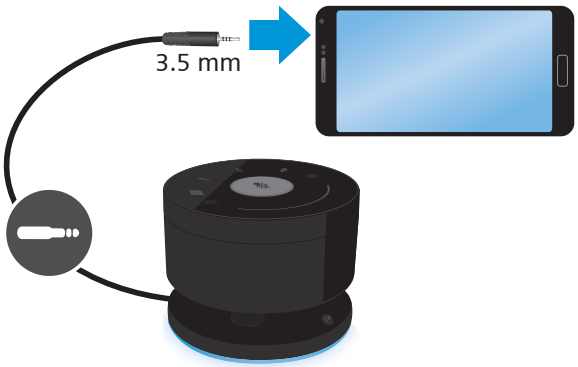

4

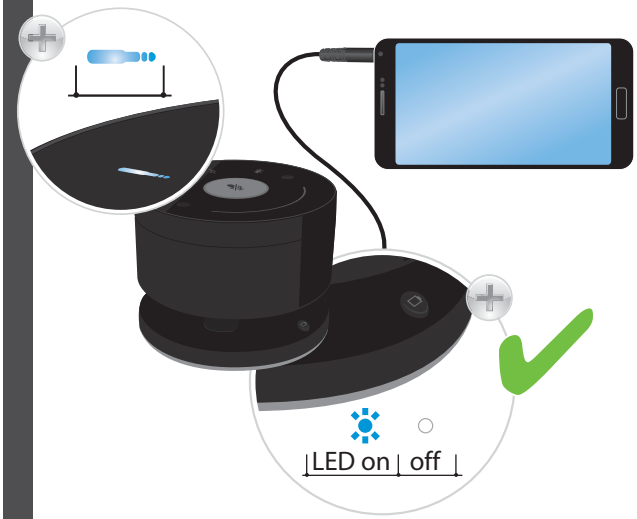

4 Connecting devices

Connecting via optional telephone cable* | Optionales Telefonkabel* anschließen | Raccorder un câble de téléphone* optionnel | Conectar un cable de teléfono* opcional | Ligar o cabo telefónico opcional* | Σύνδεση προαιρετικού τηλεφωνικού καλωδίου* | Collegamento cavo del telefono opzionale* | De als optie verkrijgbare telefoonkabel* aansluiten | オプションの電話線*を接続する

1 Connect the CSTD cable



*cable support: www.sennheiser.com/teamconnect-wireless

2 Connect the TC-W telephone cable

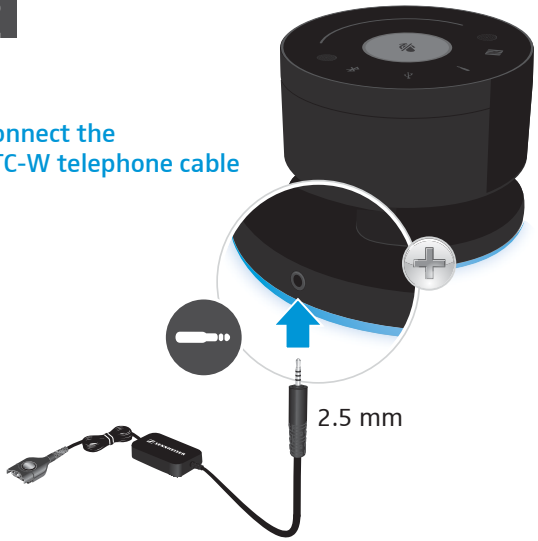

3 Connect the plugs

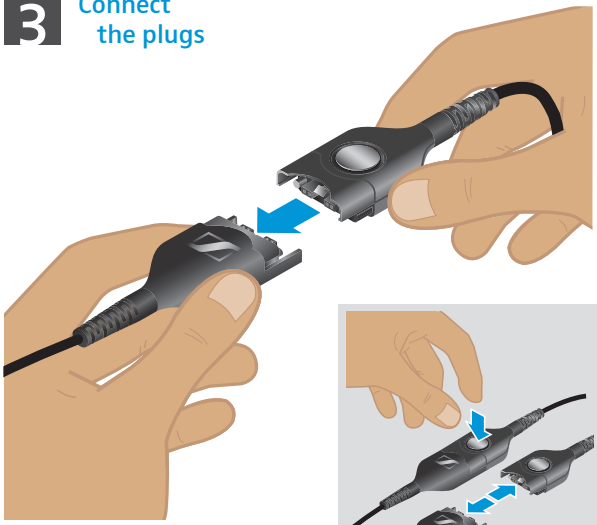

4

5 Using the product

Changing the satellites' volume | Lautstärke der Satelliten einstellen | **Régler le volume sonore des satellites** | Ajustar el volumen de los satélites | **Ajustar os volumes dos satélites** | Ρύθμιση της έντασης ήχου των δορυφόρων | **Impostazione del volume dei satelliti** | Het volume van de satellieten instellen | サテライト装置の通話音量を調節する

1 The default volume of all satellites is set to medium

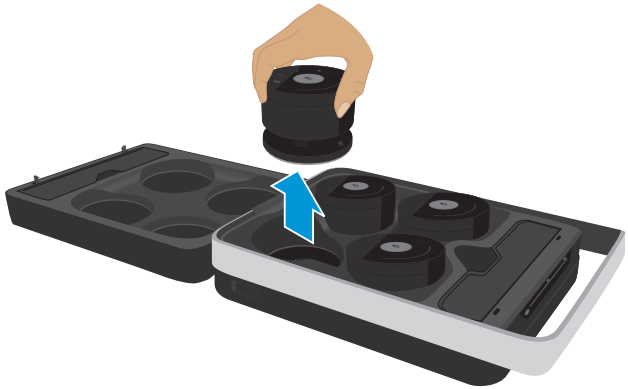

2 Change the volume for each satellite

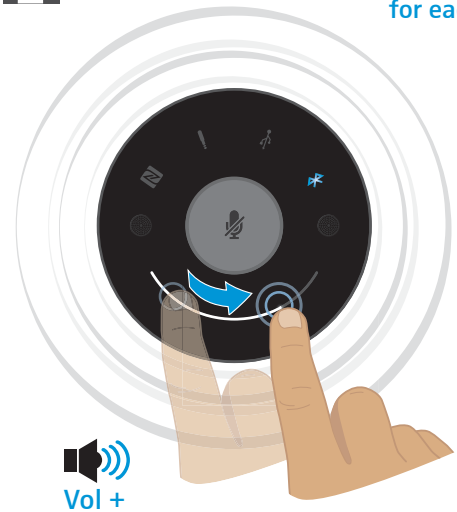

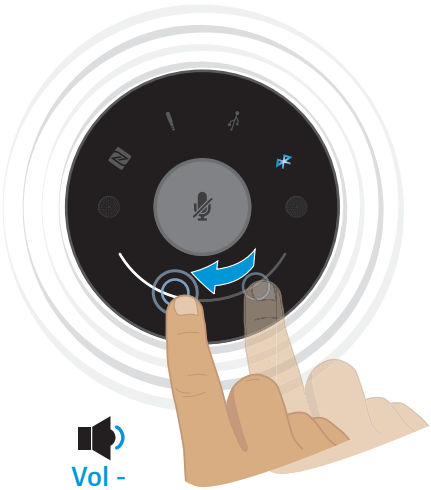



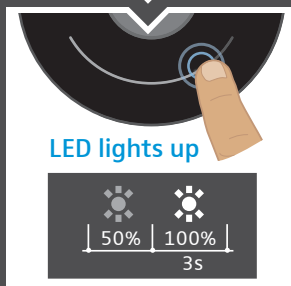

5 Using the product

Muting the microphones | Mikrofone stummschalten | **Couper les microphones** | Silenciar micrófonos | **Colocar o microfone em silêncio** | Ρύθμιση μικροφώνων σε βουβό | **Silenziamento dei microfoni** | De microfoons op mute schakelen | マイクを消音にする

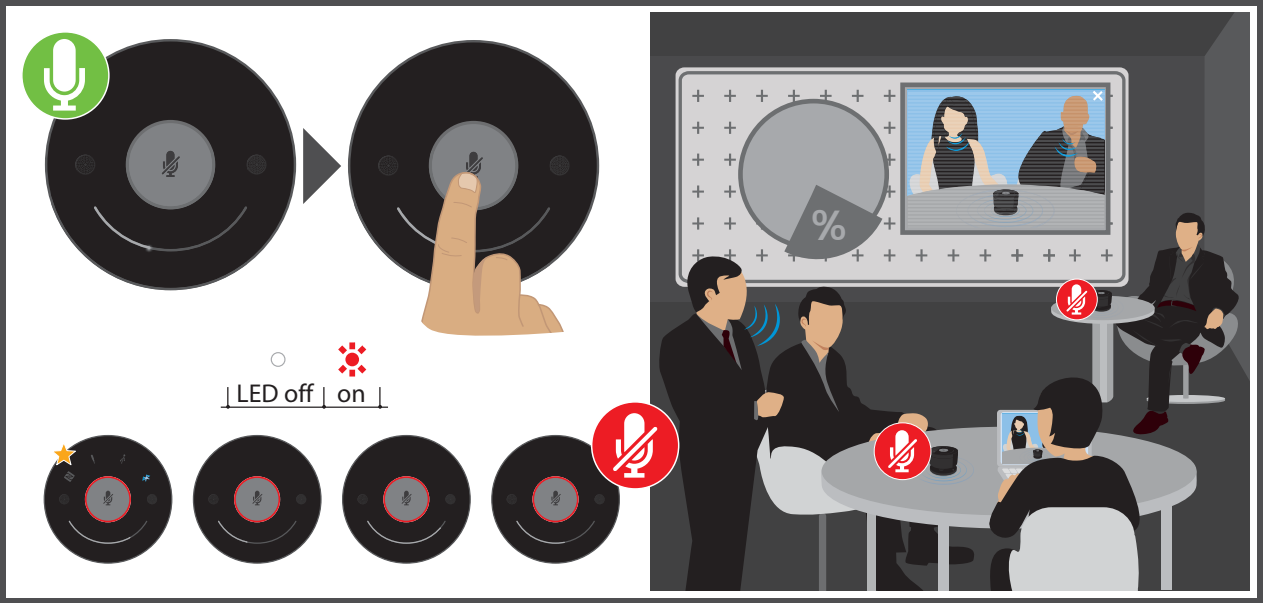

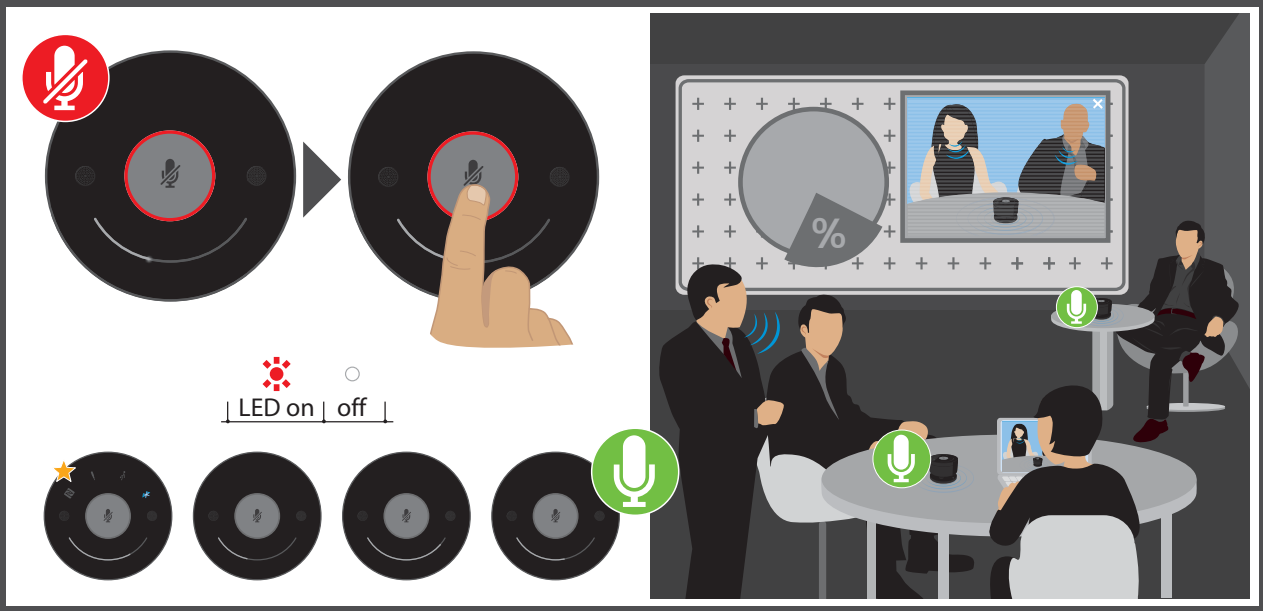

5 Using the product

Setting up a remote conference | Web- oder Telekonferenz durchführen | **Effectuer une conférence web ou une téléconférence** | Realizar una conferencia web o telefónica | **Realizar conferência telefónica ou online** | Πραγματοποίηση διαδικτυακής ή τηλεφωνικής συνδιάσκεψης | Eseguire conferenze Web o teleconferenze | Web- of telefonische conferentie uitvoeren | ウェブ会議または電話会議を行う

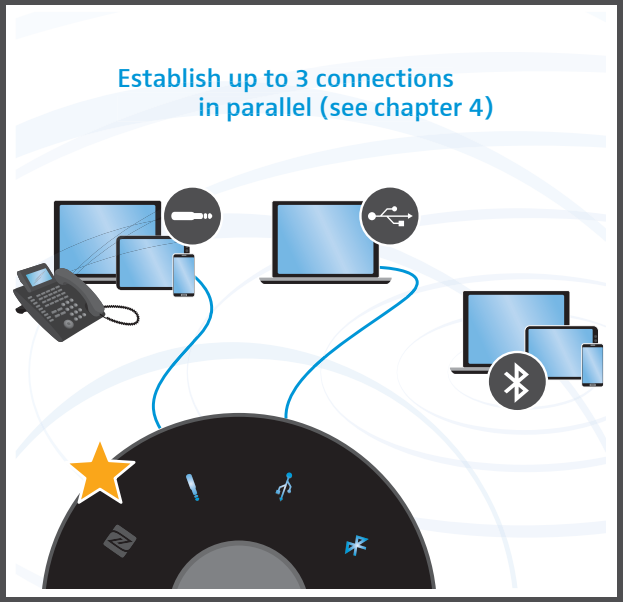

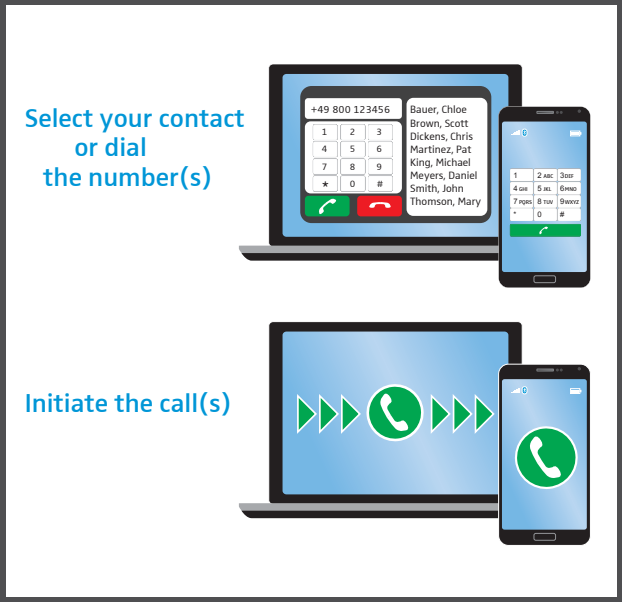



5 Using the product

Managing calls | Anrufe annehmen/ablehnen/beenden | **Prendre/rejeter/terminer des appels** | Contestar/rechazar/finalizar llamadas | **Atender/recusar/terminar chamada** | Αποδοχή/απόρριψη/τερματισμός κλήσεων | **Accettare/rifiutare/terminare chiamate** | Gesprekken aannemen/beëindigen | 通話を受ける/拒否する/終了する

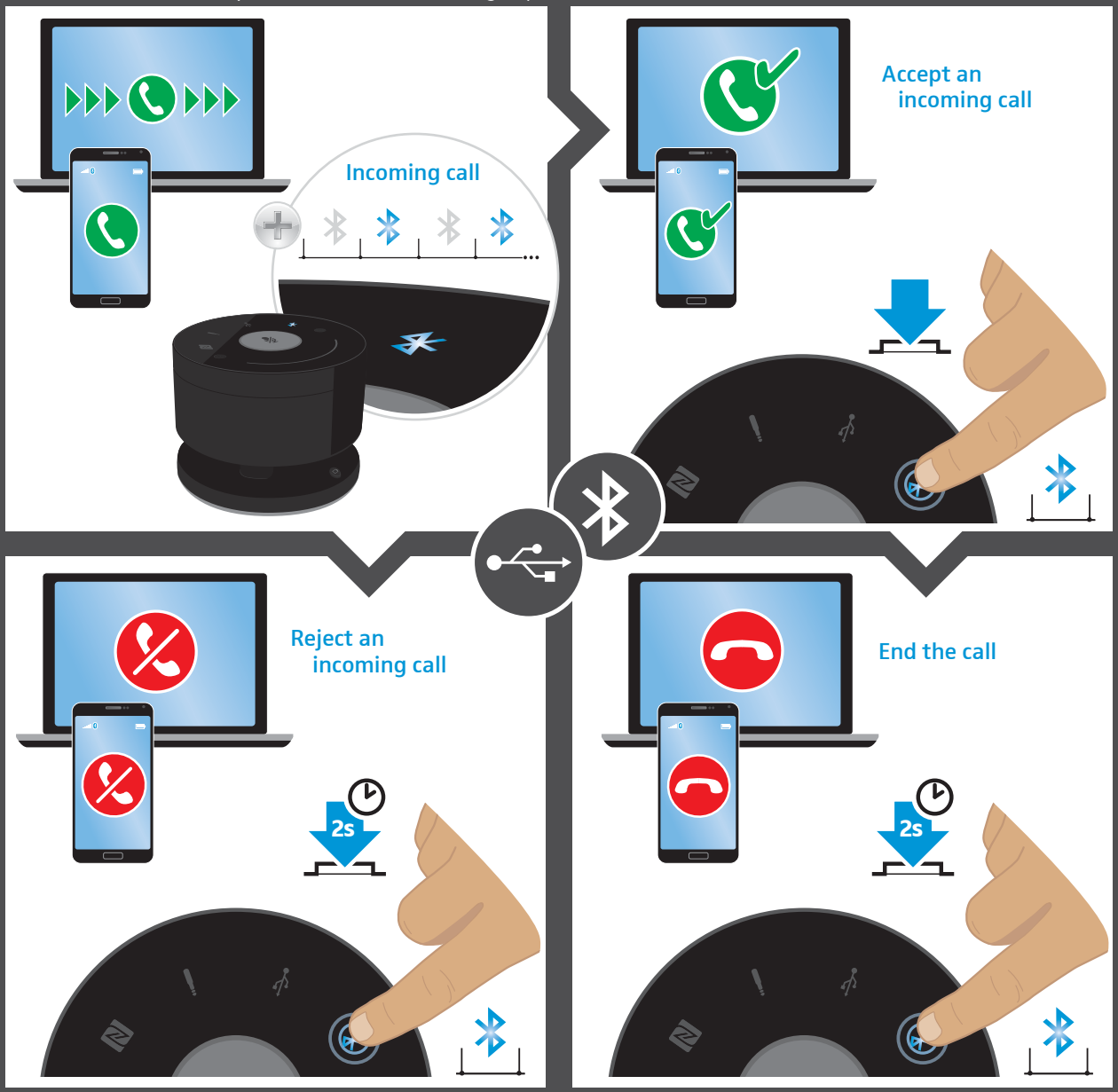

5 Using the product

Adding a connection | Verbindung hinzufügen | **Ajouter une connexion** | Añadir conexión | **Adicionar ligação** | Προσθήκη σύνδεσης | **Aggiunta di una connessione** | Een verbinding toevoegen | 接続を追加する

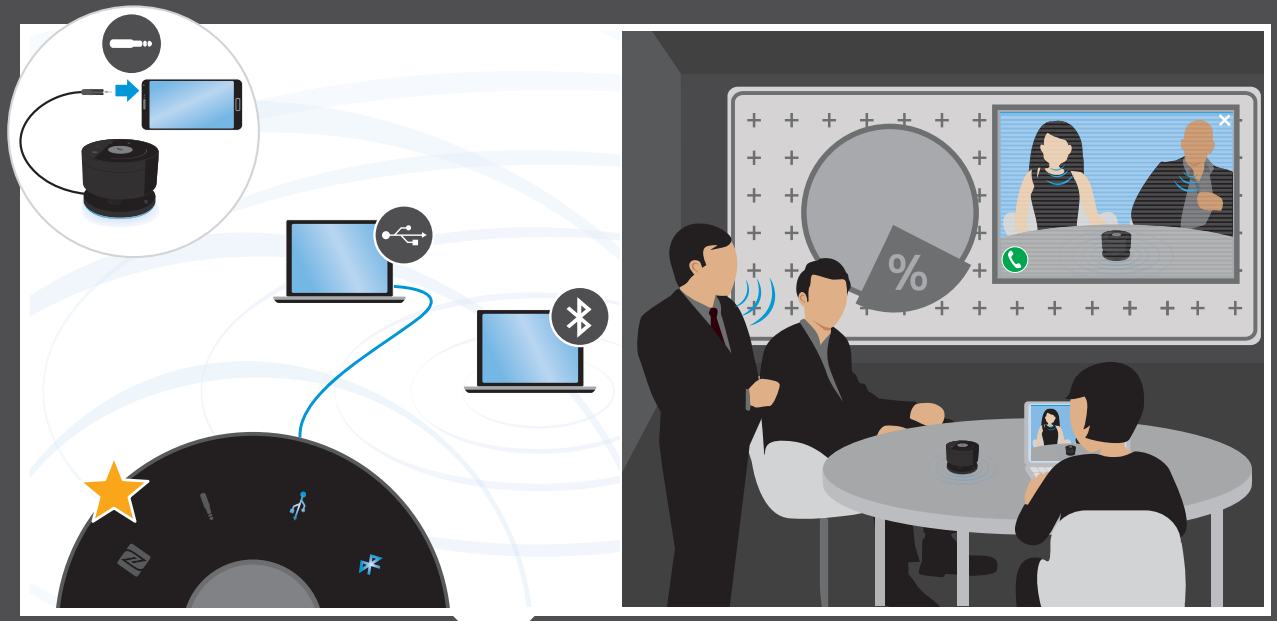

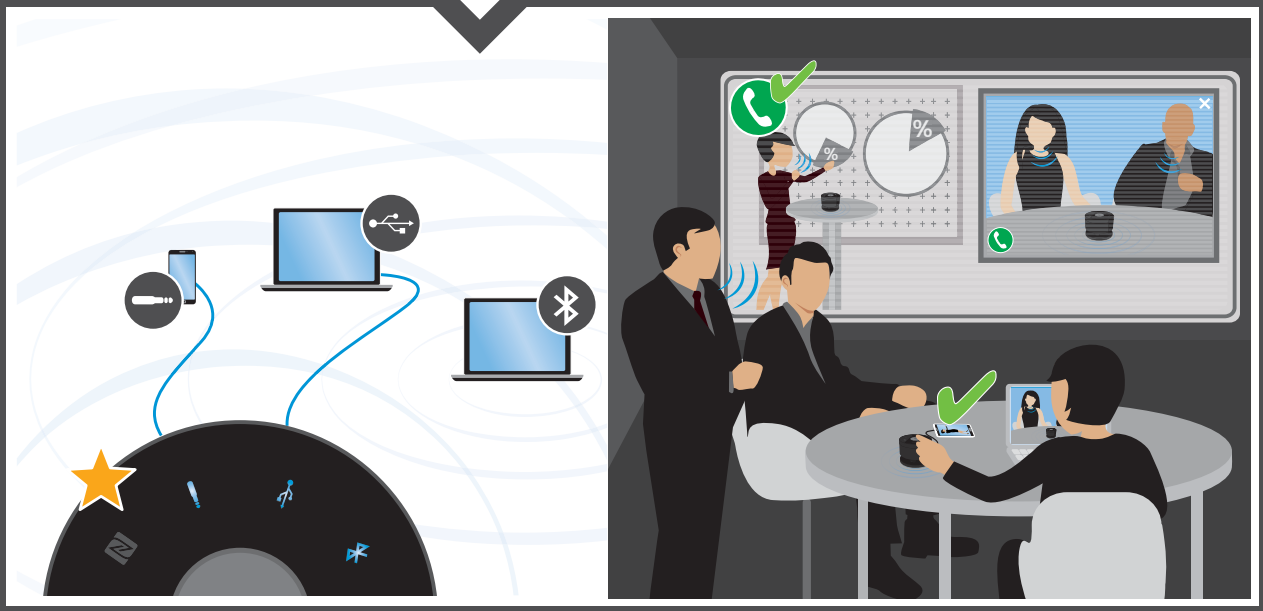

5 Using the product

Deactivating a connection | Verbindung deaktivieren | **Désactiver une connexion** | Desactivar conexión | **Desativar ligação** | Απενεργοποίηση συνδέσεων | **Disattivazione connessioni** | Verbinding uitschakelen | 接続を非アクティブにする

1

Touch and hold the Bluetooth icon

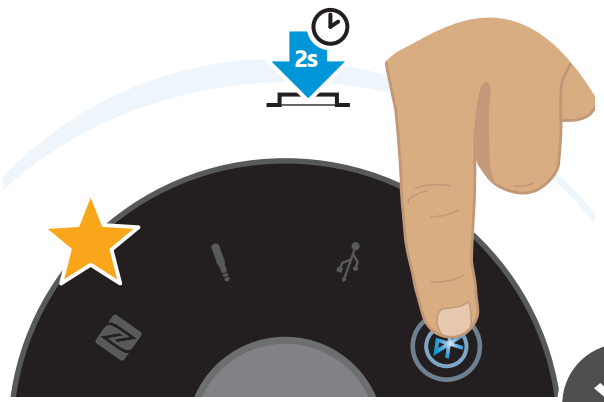

2

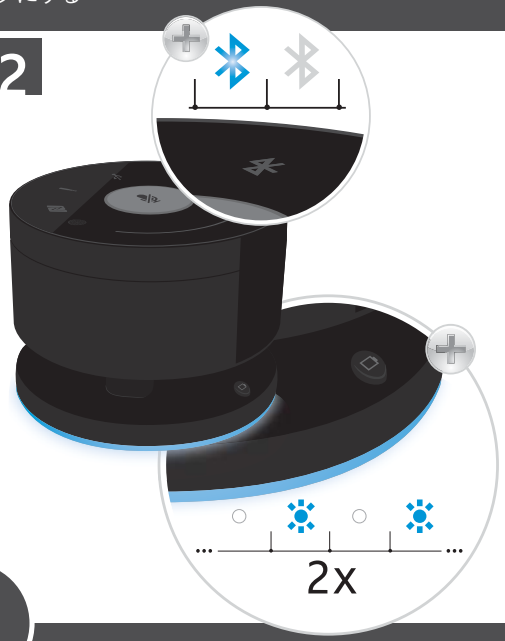

3

All connections deactivated: Bottom LEDs light up



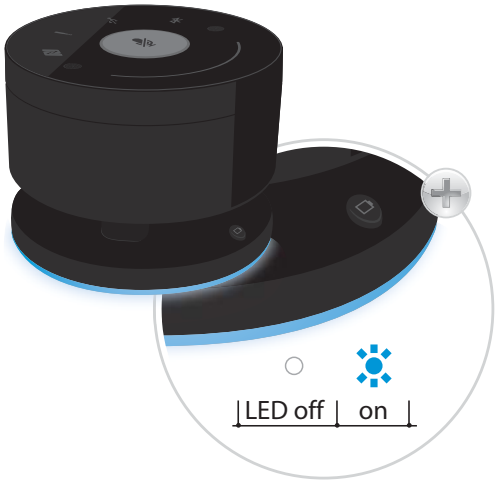

5 Using the product

Ending a remote conference | Web- oder Telekonferenz beenden | **Terminer une conférence web ou une téléconférence** | Finalizar una conferencia web o telefónica | **Terminar conferência telefónica ou online** | Τερματισμός διαδικτυακής ή τηλεφωνικής συνδιάσκεψης | **Terminare conferenze Web o teleconferenze** | Web- of telefonische conferentie beëindigen | ウェブ会議または電話会議を終了する

1 End the call via your device(s)...

... or via touch on the USB or Bluetooth icon

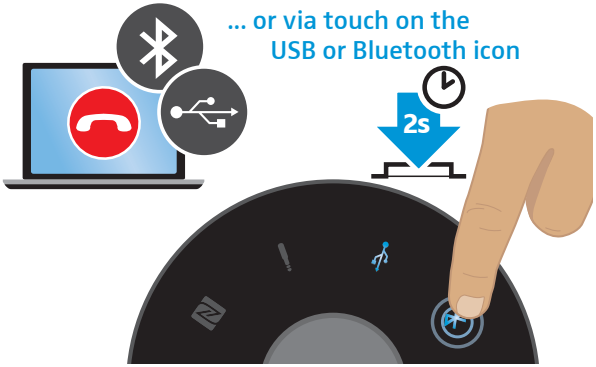

2 Disconnect the USB cable

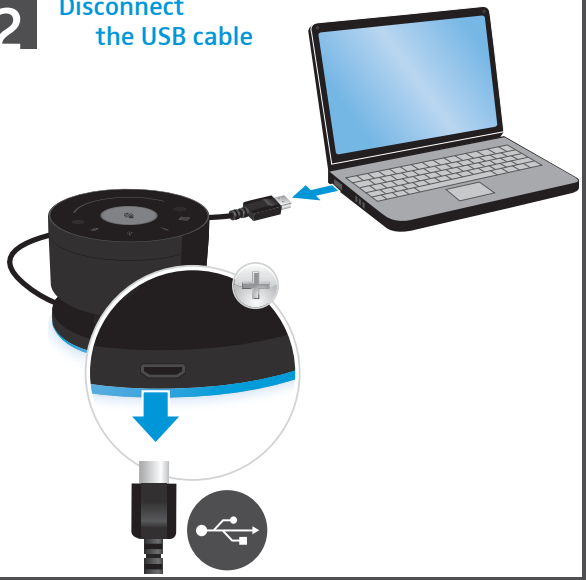

3 Disconnect the audio or telephone cable

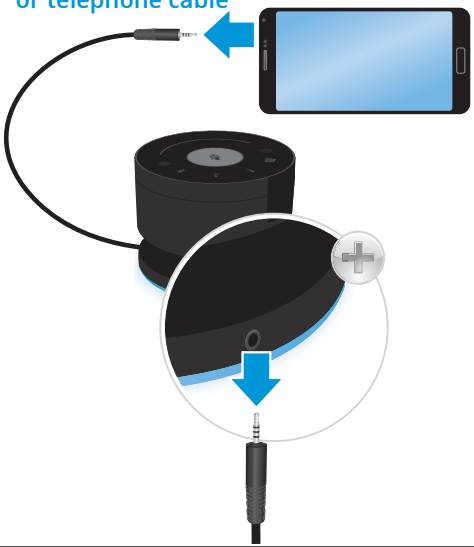

4 Charge the satellites

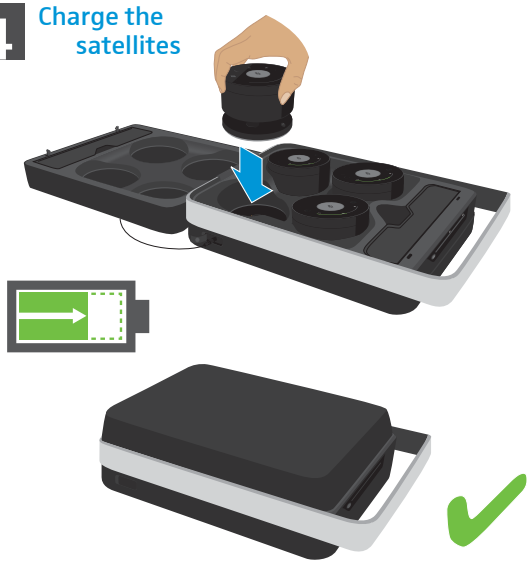

5 Using the product

Verifying battery life | Verbleibende Akkulaufzeit abfragen | **Vérifier l'autonomie restante des batteries** Consultar la autonomía restante de las pilas recargables | **Consultar o tempo de duração da bateria restante** | Ένδειξη υπολειπόμενου χρόνου λειτουργίας μπαταριών | **Verificare l'autonomia residua della batteria** | De resterende gebruiksduur van de accu opvragen | 残りのバッテリー作動時間の確認

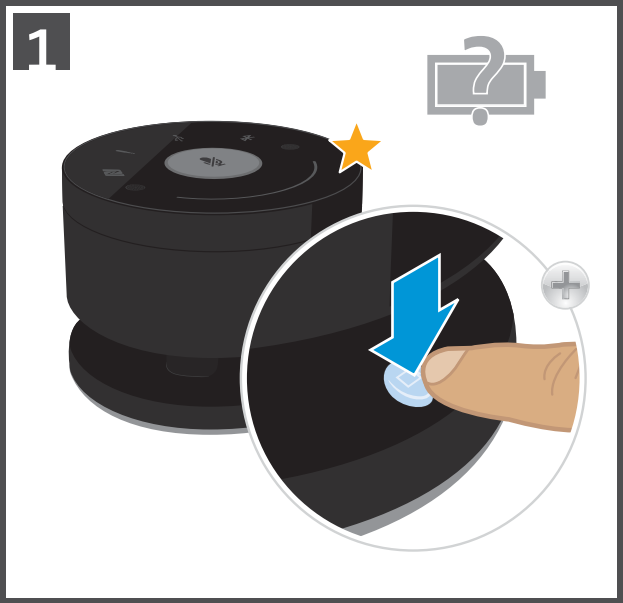

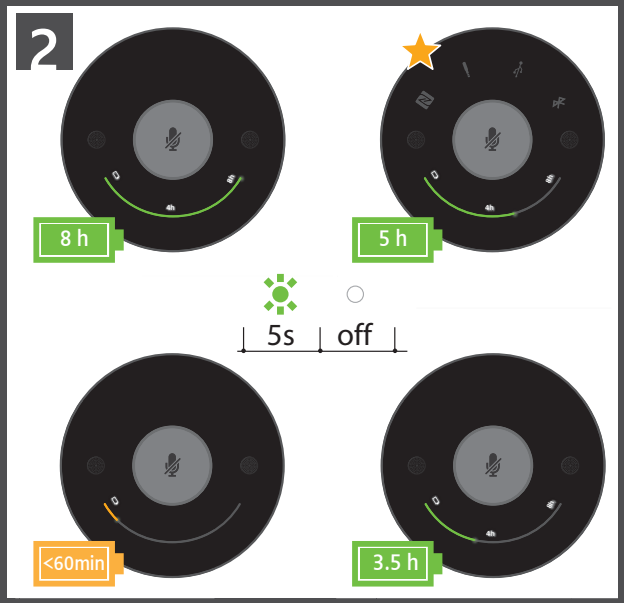

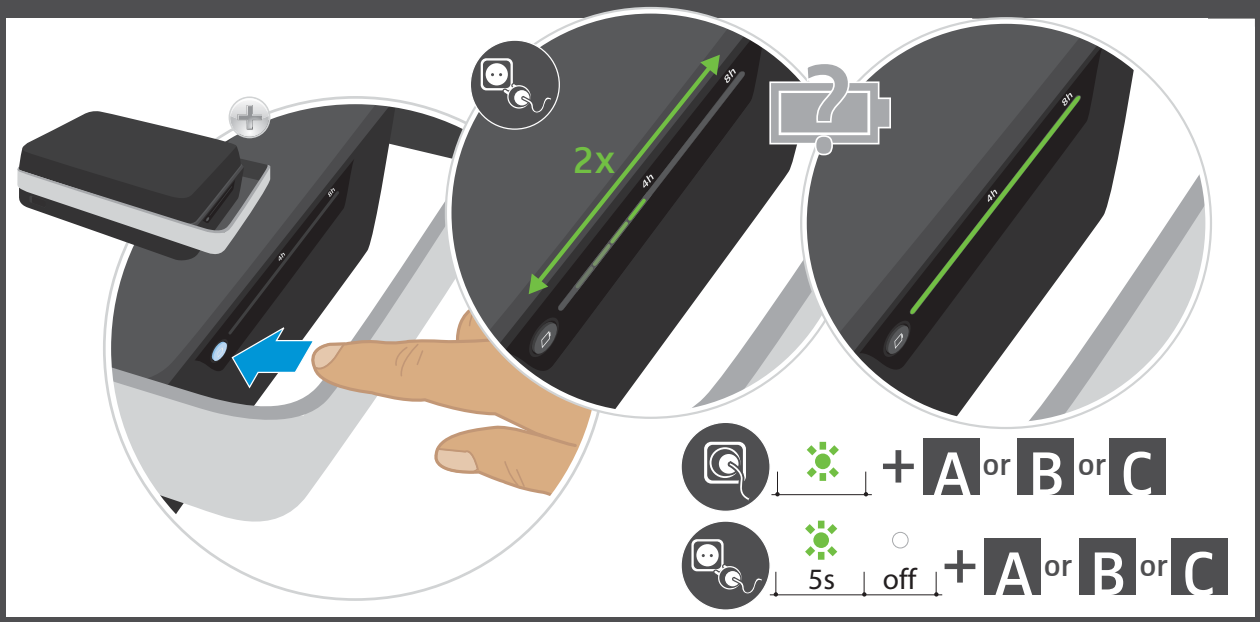

5 Using the product

Verifying battery life | Verbleibende Akkulaufzeit abfragen | **Vérifier l'autonomie restante des batteries** Consultar la autonomía restante de las pilas recargables | **Consultar o tempo de duração da bateria restante** | Ένδειξη υπολειπόμενου χρόνου λειτουργίας μπαταριών | **Verificare l'autonomia residua della batteria** | De resterende gebruiksduur van de accu opvragen | 残りのバッテリー作動時間の確認

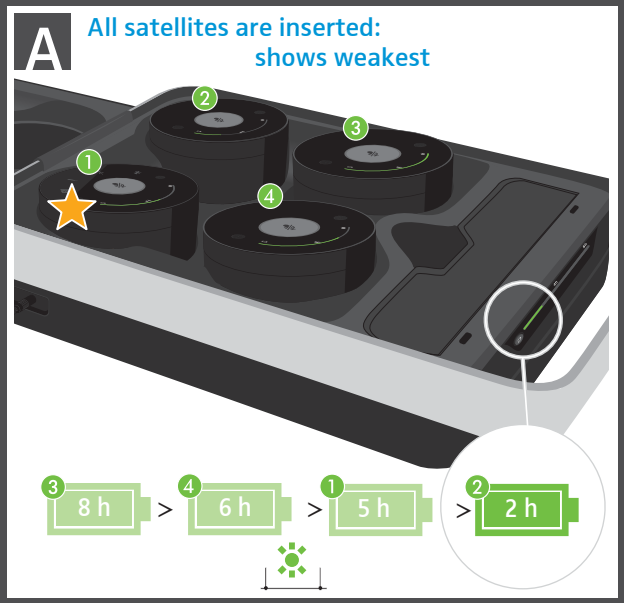

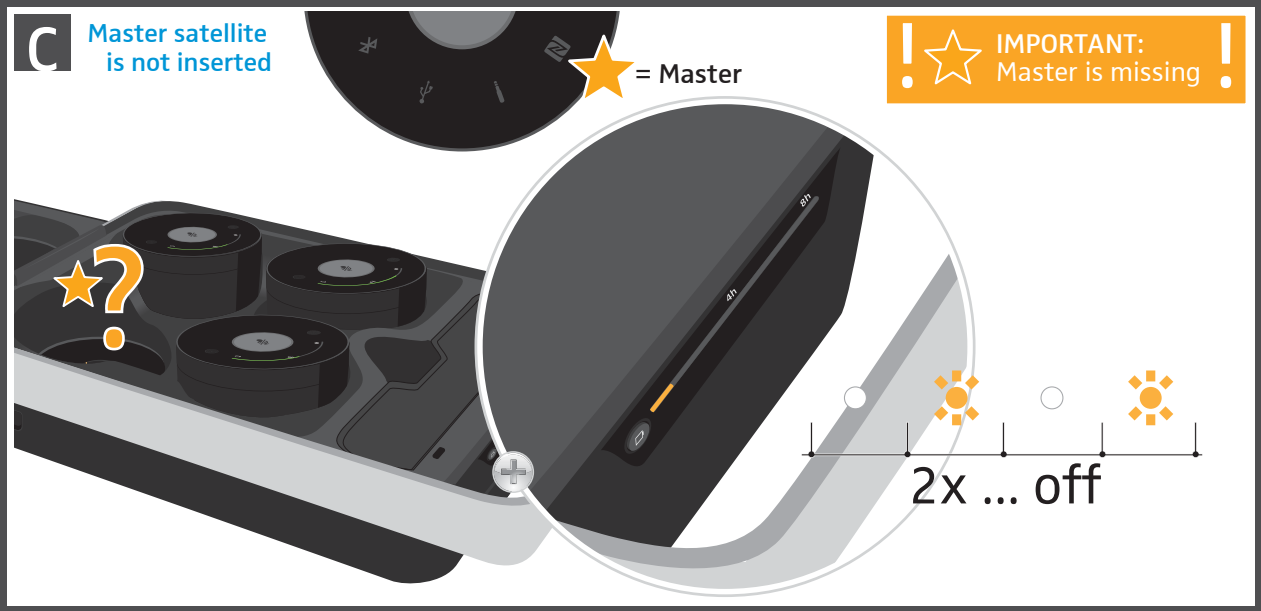

5 Using the product

Ending standby mode | Ruhezustand aufheben | **Terminer l'état de repos** | Finalizar el estado de reposo | **Anular o estado de descanso** | Ακύρωση αναστολής λειτουργίας | **Annullare stato di inattività** | De rusttoestand opheffen | スタンバイモードの解除

1

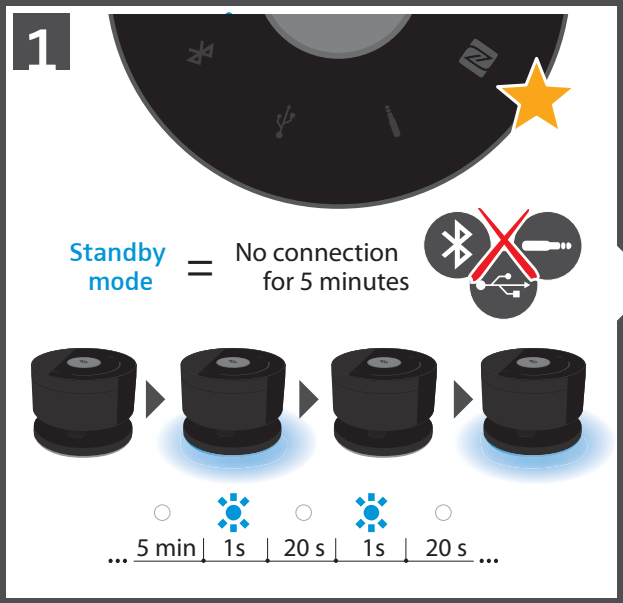

2

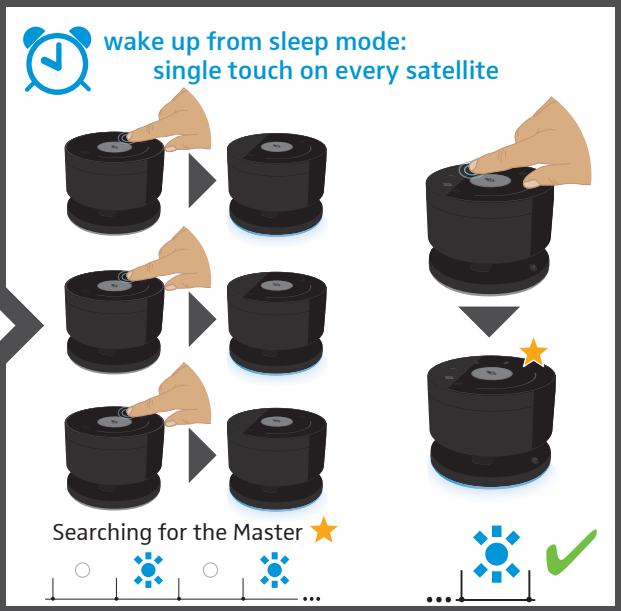

6 Charging

Charging the batteries | Akkus laden | **Charger les batteries** | Cargar las pilas recargables | **Carregar as pilhas recarregáveis** | Φόρτιση μπαταριών | **Caricamento delle batterie** | Accu's opladen | バッテリーを充電する

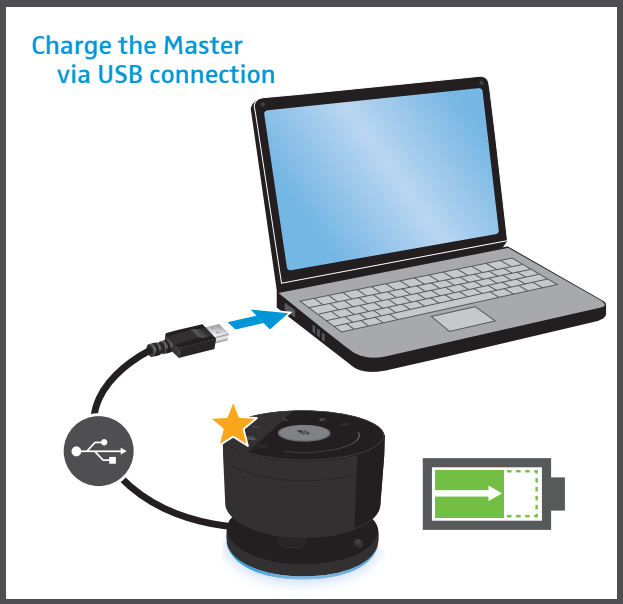

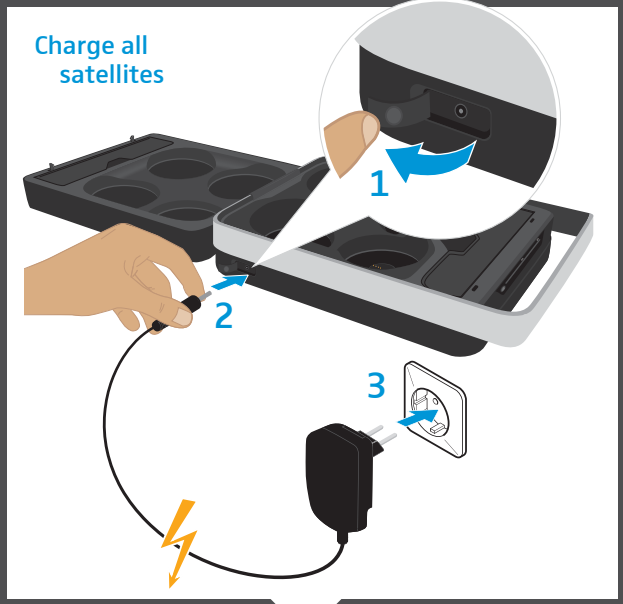

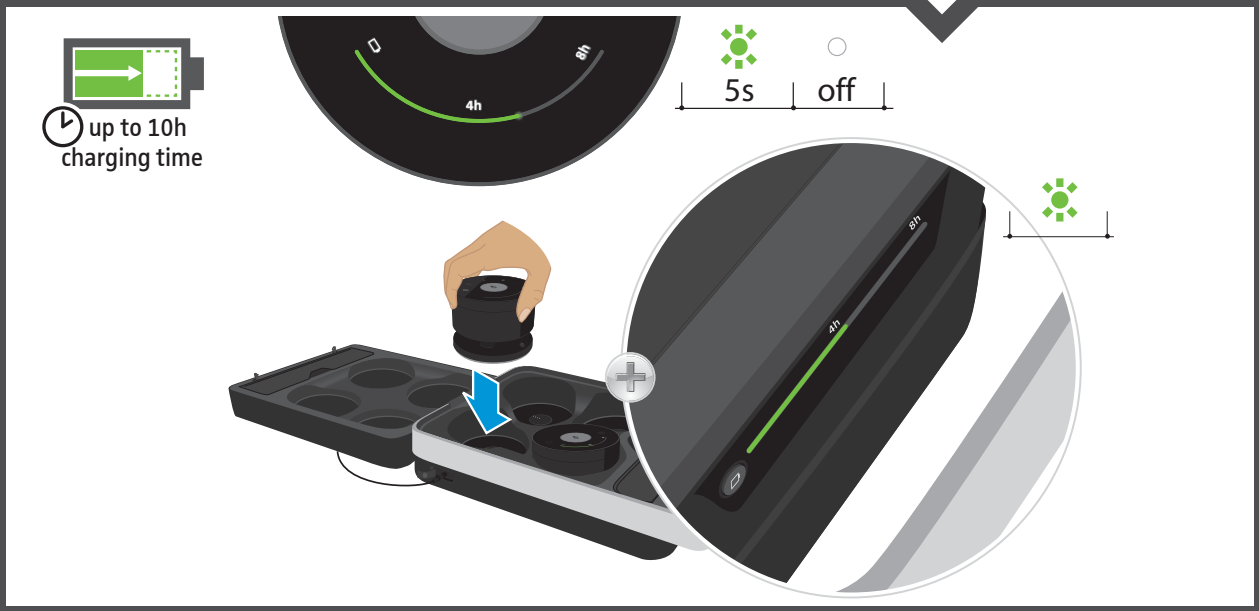

7 Cleaning and maintenance

Cleaning the system/replacing the batteries | System reinigen/Akkus wechseln | **Nettoyer le système/ Remplacer les batteries** | Limpiar el sistema/Cambiar las pilas recargables | **Limpar o sistema/substituir as pilhas** | Καθαρισμός συστήματος/ Αλλαγή μπαταριών | **Pulizia del sistema/sostituzione delle batterie** Het systeem schoonmaken/ de accu vervangen | システムを清掃する/バッテリーを交換する





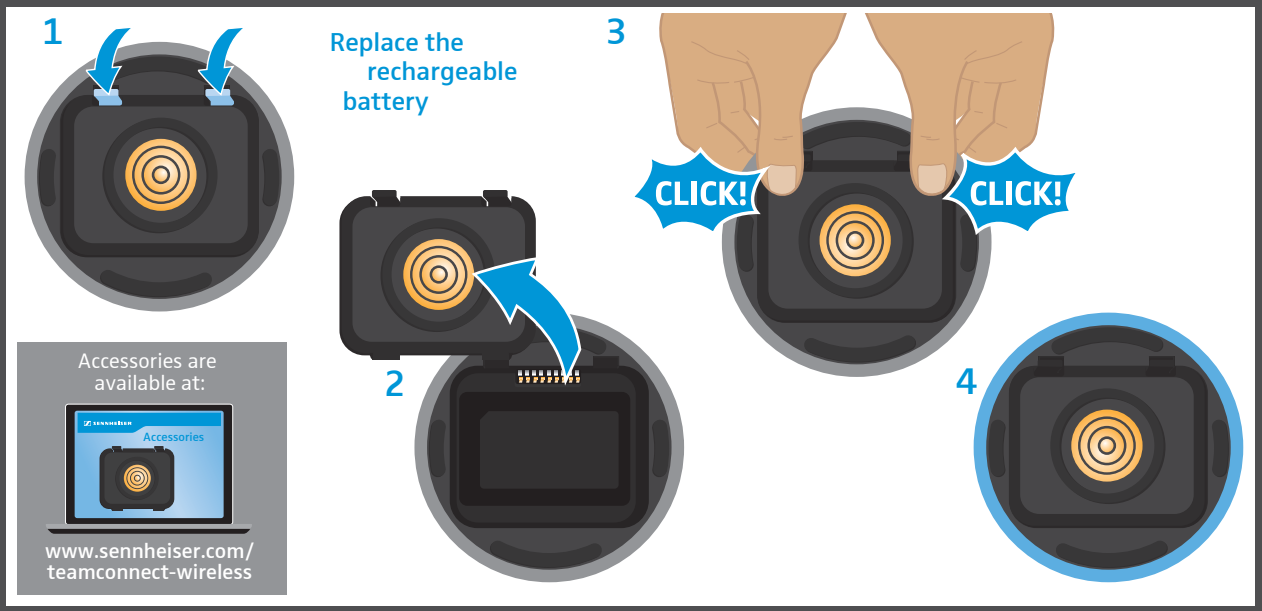

For further information

Please visit our website:

www.sennheiser.com/teamconnect-wireless

System identification:
Unique Set ID for each system

SENNHEISER

Sennheiser electronic GmbH & Co. KG
Am Labor 1, 30900 Wedemark, Germany
www.sennheiser.com

Printed in Germany, 566609, Publ. 01/16, A01